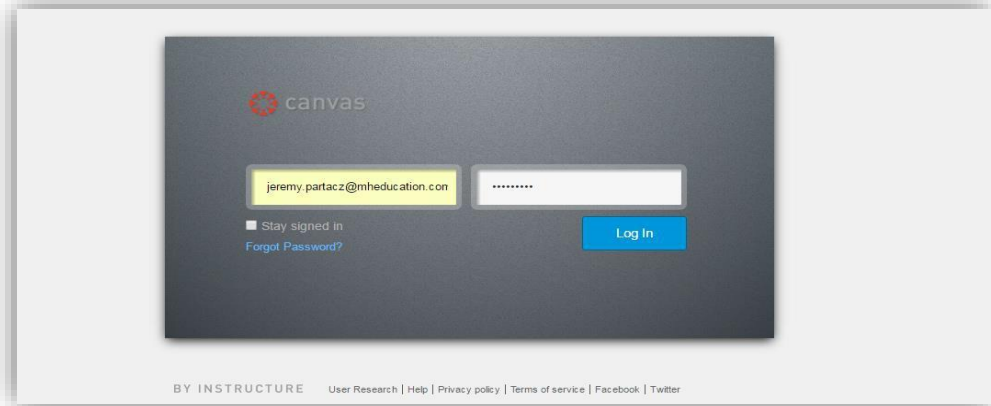
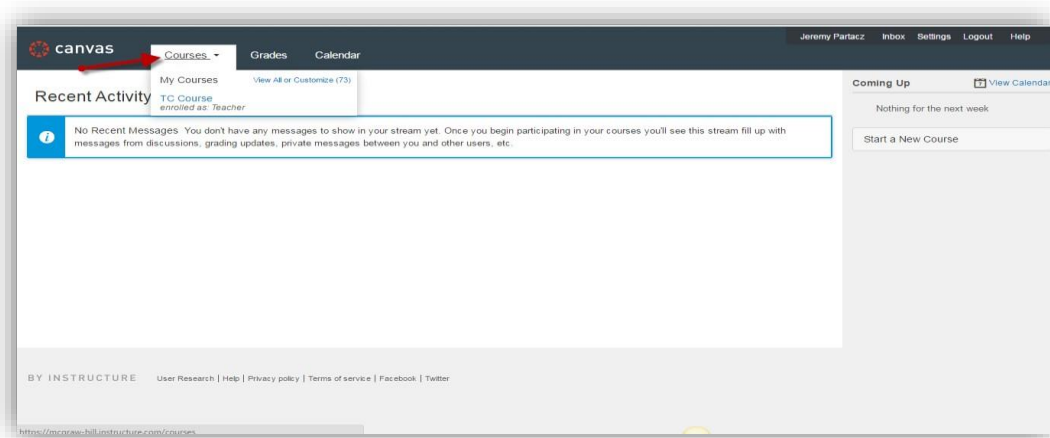


How to access your McGraw Hill Connect course with your UF All Access code:

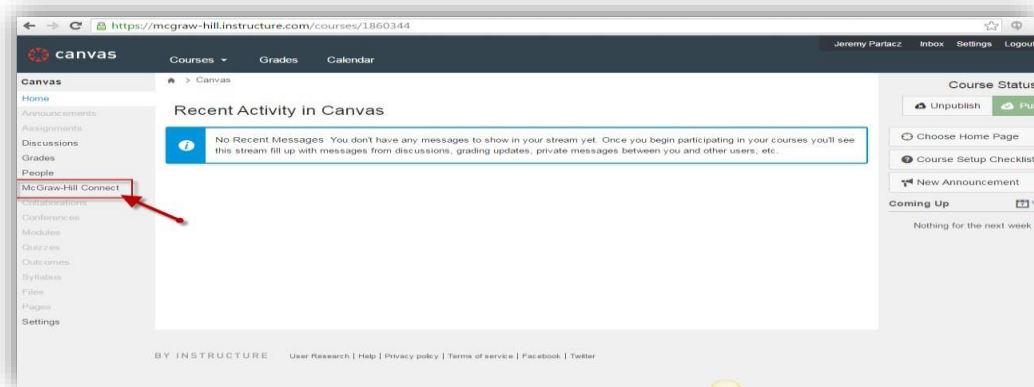
1. Follow your instructor's directions how to access your Connect course. You will either access via your Canvas course OR use the course URL provided.



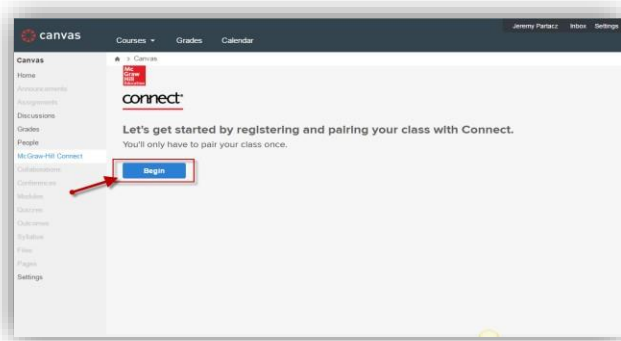
2. **STEP 2:** Under **Courses**, click on specific course name.



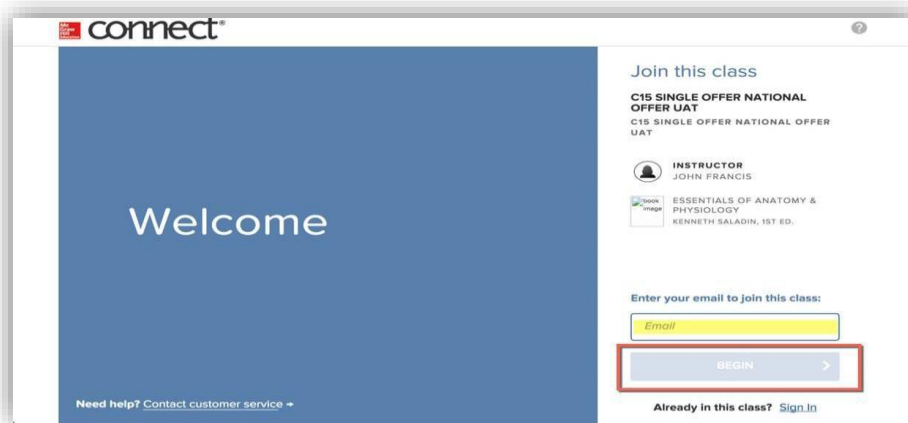
3. **STEP 3:** On Canvas course home page, locate and click on **McGraw-Hill Connect** (via course navigation menu.) **Alternatively**, you can click on the **first Connect assignment** from the Assignments page or from Modules.



4. Click on **Begin**.



5. Enter your email address AND Click **BEGIN**



6. If you do not have a Connect account, you will be prompted to create an account.

**We recommend using your school/institution email address when creating an account.*

7. You have three registration options. **CHOOSE ONLY ONE.**

1. Connect Code: Enter the Connect access code you received from the **UF ALL ACCESS** program and click **Redeem**.

If you **DID NOT** opt-in:

2. Purchase Online: Click **Buy It** to use a credit card or PayPal.

3. Temporary Access: Click **Access Now** for two-week access. (Use this option while waiting for opt-in code via email)

Your Instructor has chosen:



**Kinicki: Management
9th Edition**

ISBN: 1260815595
Angelo Kinicki
© 2020

**COPY AND PASTE UP
ALL ACCESS CODE**

What you get with Connect:

- Digital access to the textbook
- Interactive tools and resources to help focus your study time
- Online homework and quizzes
- Exclusive discounts on a loose leaf copy of the textbook


How to get a printed text:

- After registering in Connect, select "Loose leaf option"
 - Or -
- Select the Connect + Printed Textbook Rental below

How to access your course materials:

<p>Use Connect Code</p> <p>To access Connect, first enter your 20 digit access code.</p> <p>Access Code <input type="text"/></p> <p>What is this?</p> <p>REDEEM</p>	<p>Connect</p> <p>Full digital experience with discounted loose leaf textbook available after registration.</p> <p>BUY IT</p>	<p>Connect + Printed Textbook Rental</p> <p>Save up to 30% more versus purchasing separately.</p> <p>Want to know more about rental?</p> <p>Price: \$163.00 Connect access until: 01/18/2021</p> <p>RENT IT</p>	<p>Temporary Access</p> <p>Get started now with two weeks free of access to Connect. Your work will be saved and available to you and your instructor once you purchase.</p> <p>ACCESS NOW</p>
---	---	---	--

8. You have successfully joined the class. Click on **GO TO CONNECT**. Once you reach the Connect student dashboard, you can go back to Canvas by using the link at the top right of your screen.



**WE HAVE YOU COVERED.
WHERE TO GO FOR HELP:**

TECH SUPPORT & FAQ:

CALL: (800) 331-5094

EMAIL & CHAT: mhhe.com/support

MONDAY-THURSDAY: 24 hours
FRIDAY: 12 AM - 9 PM EST
SATURDAY: 10 AM - 8 PM EST
SUNDAY: 12 PM – 12 AM EST

FIND MORE SUPPORT:

connectstudentsuccess.com

FIND MORE TIPS:

mhhe.com/collegesmarter

NOTE: If you contact your instructor with a technical question, you will be asked to provide a **case number** from tech support before your concern is escalated.

Have a wonderful semester and good luck in your courses!